

# This instruction document is for setup and send e-Transfer with BMO

## Important notes:

- I. Email address for e-Transfer: [offering@ntcac.ca](mailto:offering@ntcac.ca)
- II. Your financial institution may charge a fee for e-Transfer

## 1) Setup New Contact for e-Transfer

BMO Bank of Montreal  
We're here to help~

My Accounts Payments & Transfers My Profile & Preferences My Messages

Payments & Transfers

My Payments and Transfers

- Make a Payment
- Make a Transfer
- My Payment History
- My Transfer History
- My Session History
- Investigate a Bill Payment
- Manage Payees
- Add a Payee

Interac e-Transfers

Tax Payment & Filing

epost - View Bills

My Shortcuts Edit

- My Payment History
- My Security Settings

Add this page to My Shortcuts

Questions?

### Make a Transfer

Text Size: A A A ? Help Centre

1 Enter Details 2 Verify Request 3 Complete

To make a transfer, fill out the information below and select Verify Transfer

\*Required field

\*From: Select Account

\*To: Select Account

\*Amount: \$

Verify Transfer

## Step 1.2 Add Contact - Verification

*Click Send to a New Recipient*

### Interac e-Transfers

Text Size: [A](#) [A](#) [A](#) [? Help Centre](#)

Send an *Interac*® to anyone with an email address and a bank account in Canada. To get started, enter your details in the Send an *Interac* e-Transfer section below or select "Send e-Transfer" from the menu on the left.

*Interac* e-Transfers are subject to [applicable account transaction fees](#)



**Heads-up: we've shortened our menu.** You can do all the same things. We've just moved some items into the other pages you see on the menu.



#### Send an *Interac* e-Transfer

Recipient: 

Amount: 

Account to Debit:

Select one

\$

Select account...

[Send to a New Recipient](#)

[Enter Security Information](#) 

### Step 3 Identity Verification






- 1) Fill in the appropriate information in each field
- 2) Recipient Email address enter: [offering@ntcac.ca](mailto:offering@ntcac.ca)  
(This MUST be typed correctly)
- 3) Enter in the amount you want to tithe/offer

### Enter your **Interac®** e-Transfer details

Send an **Interac®** e-Transfer to anyone with an email address and a bank account in Canada.

**Interac** e-Transfers are subject to [applicable account transaction fees](#)

\*Required field

Sending From:	<input type="text" value="yourname@youremail.com"/>	
<hr/>		
<b>Recipient Information</b>		
Recipient:	<input type="text" value="New Recipient"/>	
*Recipient Name:	<input type="text" value="NTCAC tithing offering"/>	
*Recipient Email Address:	<input type="text" value="offering@ntcac.ca"/>	
*Recipient Language:	<input checked="" type="radio"/> English <input type="radio"/> French	
<hr/>		
<b>Transfer Information</b>		
*Amount:	\$ <input type="text"/>	
*Account to Debit:	<input type="text" value="Select one"/>	
Add a Message:	<div><input type="text"/></div> <div>Maximum of 400 characters, 400 available characters left</div>	

#### 4 Complete Contact Setup

Verify all details and click "Send e-transfer"

Done! You have now sent your tithe to NTCAC electronically

## Send e-Transfer

Text Size: [A](#) [A](#) [A](#) [? Help Centre](#)

 Enter Details  **Verify Details**  Complete

### Verify your *Interac*® e-Transfer details

Please review your e-Transfer information. If correct, select Send e-Transfer to complete your request. If there are errors, select Back to make the necessary corrections.

Sending From: yourname@youremail.com

Date: Mar 19, 2020

#### Recipient Information

Recipient Name: NTCAC tithing offering

Recipient Email Address: offering@ntcac.ca

Recipient Language: English

#### Transfer Information

Amount: \$ 10.00

Account to Debit: 

[◀ Back](#)

[Cancel](#)

[Send e-Transfer ▶](#)

